



## NuPay Change Logs – October 2023 release

## Updates/Enhancements

### NuPayments Website

#### 1. NuPayments: DebiCheck Bulk File History Report

An enhancement was made to create a DebiCheck Bulk File History report on the NuPayments website, see Fig 1.1 – Fig 1.2. The user will be able to generate the report by the Filename, or the User ID.

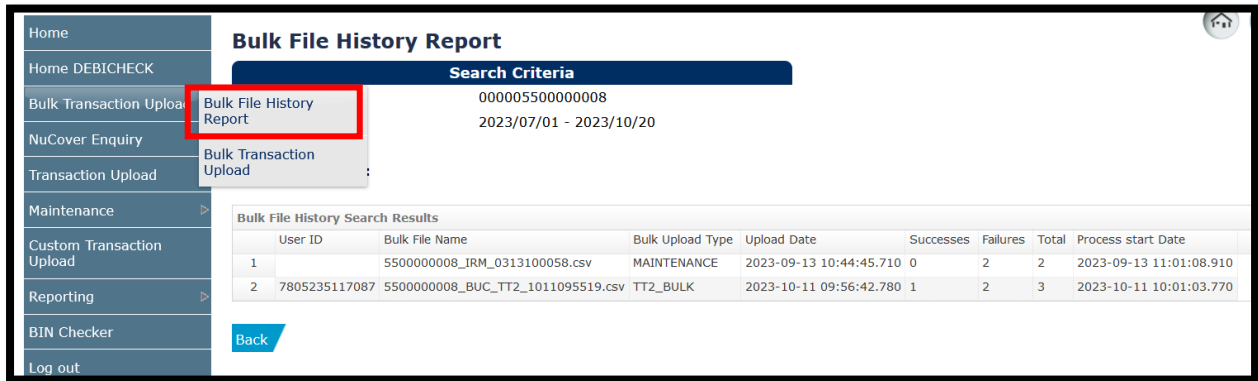


Fig 1.1 - Bulkfile History report tab created and displayed

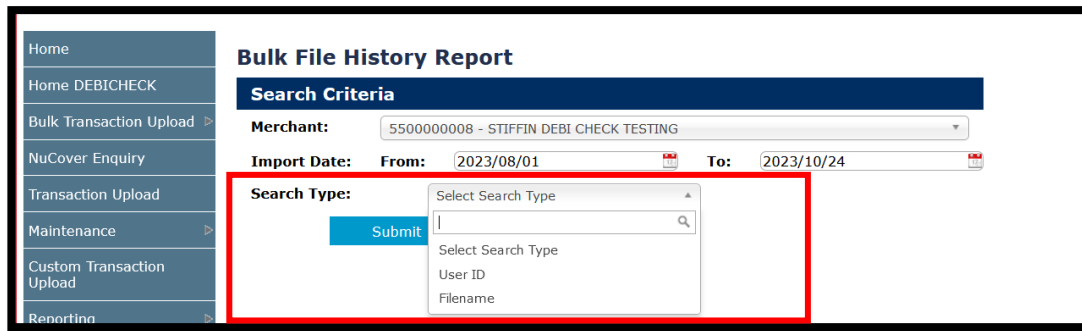


Fig 1.2 - Bulkfile History report – Search type options

#### 2. NuPayments: Amend Date Sort Criteria on POS Transaction Report

An enhancement was made to the POS transaction report on the NuPayments website whereby the report will display the transaction date and time, see Fig 2.

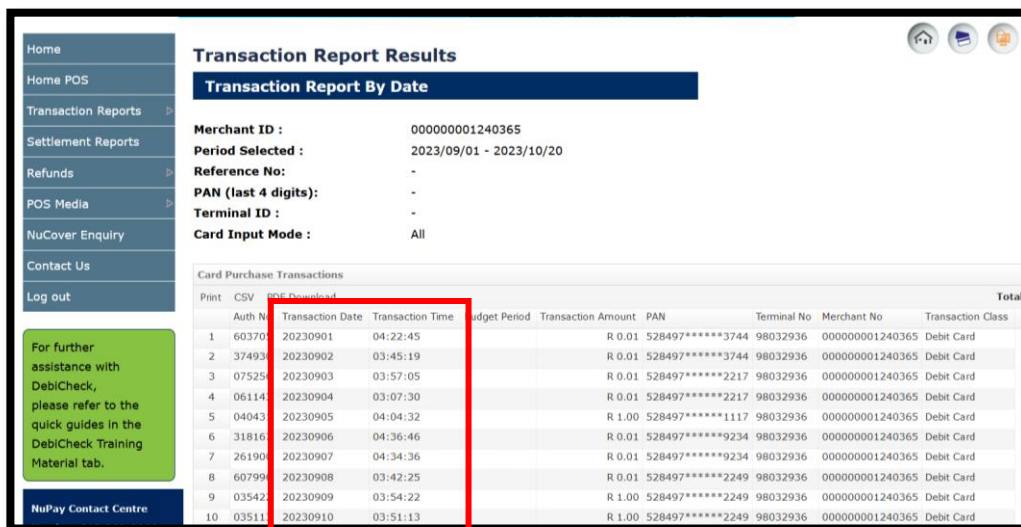


Fig 2 – POS Transaction report

### 3. NuPayments: Blocking of mandate initiation on minor ID's

There was an enhancement made to DebiCheck on the NuPayments website whereby mandates that are created for minors (under 18s) will display an response message and will be blocked. This rule is applicable to mandates created on webservices, terminals and bulkfiles, see Fig 3.

The screenshot displays the 'Custom Transaction Upload' interface, which is divided into two main steps: 'Step 1 - Preferences' and 'Step 2 - Mandate Details'. Under 'Step 1 - Preferences', there are checkboxes for 'User Default Setup' (checked) and 'User Preferences' (unchecked). 'Step 2 - Mandate Details' is further divided into 'Client Details' and 'Contract Details'. The 'Contract Details' section contains various fields for mandate creation. A red box highlights the 'Debtor ID Number' field, which contains the value '0705205025087'. To the right of this field, a red warning message states 'RSAID belongs to a minor'. A 'Search' button is located to the right of the warning message. Other fields include 'Merchant' (5500000008 - STIFFIN DEBI CHECK TESTING), 'Debtor Account Name', 'Debtor ID Type' (- Please Select -), 'Debtor Account Number', 'Debtor Account Type' (- Please Select -), 'Branch Code', 'Debtor Telephone Number' (+27-), 'Additional SMS' (checkbox), and 'Debtor Email Address'. At the bottom, there are 'Next' and 'Reset' buttons.

**Fig 3 - Response returned if the RSAID belongs**